



MODE SALES

STARTER PACK

LOLER CERTIFIED 

EC/UK DECLARATION OF CONFORMITY 



VFX WORLD
— INTERNATIONAL —



MODE SALES

STARTER PACK



Battery Powered Chain FreeHoist+

- Lifting Capacity: 1T (1000kg)
- Overload Protection
- Standby Time: 168h
- G100 Rigging Chain
- App Control + Group Control
- Mechanism Group: M5
- Remote Power On/Off
- IP65 Waterproof
- Built-In Load Sensor

DIMENSIONS

- Width : 10.1 Inches
- Length : 21.65 Inches
- Height : 5.5 Inches

PERFORMANCE

- Capacity : 1T / 2,204 lbs
- Lift Height : 65.5ft / 20m
- Lift Speed : 11.5ft per Minute / 3.5m per Minute
- Lowering Speed : 6.6ft per Minute / 2m per Minute
- Unit Weight : 70.55 lbs
- Noise Level : 53dB
- Motor Type : Permanent Magnet Synchronous Motor

CONTROLS

- Motion Control : Phone / Tablet
- Remote Range : 330ft / 100m
- IP Rating : IP65 – Dust Tight and Water Jet Resistant

COMPLIANCE AND SAFETY

- Safety Factor : 8:1
- Brakes : Dual Redundant Electromagnetic
- Fem Standard : 2M
- Duty Factor : 48%
- Emergency Stop : Power Off via Phone/Tablet
- Certifications : EN14492-2 IGWV-SOP2 CE

BATTERY & CHARGER

- Battery Type : Lithium-Ion, 36V DC
- Capacity : 5Ah / 180Wh
- Standby Life : 168 Hours
- Runtime : 370 ft Continuously at 2,200lbs (Single Charge)
- Battery Standard : UN38.3
- Charger : 110–240V, 50/60Hz
- Charge Time : 2.5 Hours

CHAIN AND HOOK

- Chain Grade : G100
- Breaking Safety Factor : 8:1
- Lift Wheel : 5 Pocket
- Chain Pitch : 0.28 in / 7.1mm
- Chain Diameter : 0.827 in / 21mm
- Chain Material : Steel, Zinc-Plated
- Chain Bag : Fabric PA66 Nylon
- Lubrication : No.3 Lithium-Base Grease
- Hook Type : Swivel Latch Type





MOTOR CONTROLS

CONTROL. **CONNECT.** PERFORM.



1 PERSONAL HOTSPOT CONNECTION

The mobile hotspot transmits and receives signals via Bluetooth. Due to the inherent limitations of Bluetooth technology, the signal coverage range is very limited.

Therefore, it is only recommended for testing purposes.



For formal events, live performances, or stage setup applications, it is officially recommended to use a dedicated router.

2 ROUTER CONNECTION

The router creates a dedicated wireless network, that each free hoist will join. Commands (lift, lower, stop, grouping, synchronization) are sent through the router via the MODE app to the selected hoists.




We recommend using one router per 50 motors.



When renting motors, the appropriate number of routers will be supplied to ensure reliable operation, full control, and maximum safety.



For larger-scale motor projects, detailed instructions on router pairing and network configuration will also be provided to support seamless system integration and performance.



ROUTER



1 ROUTER
= 50 MOTORS



VFX WORLD
INTERNATIONAL


ROUTER SETUP GUIDE

CONNECT. **CONTROL.** PERFORM.


- 1** PLUG DEDICATED FREE HOIST WIFI ROUTER INTO PLUG SOCKET




- 2** WHEN THE RED LIGHT IS ON, THE START UP IS SUCCESSFUL



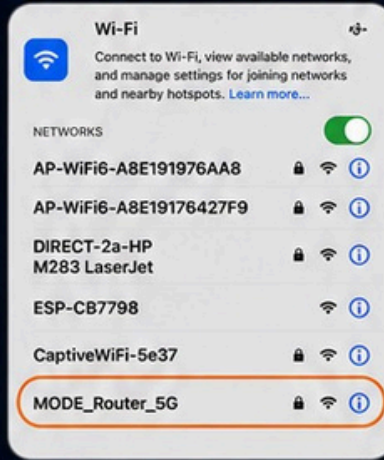
- 3** TURN ON THE FREE HOIST/HOISTS USING THE POWER BUTTON



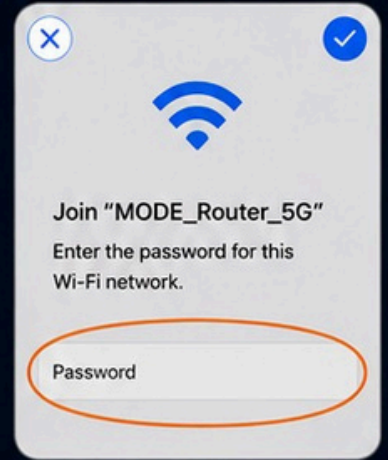
- 4** ENTER THE SETTINGS APP ON YOUR PHONE




- 5** FORGET YOUR CURRENT NETWORK, AND SELECT MODE_ROUTER_5G



- 6** ENTER FIXED PASSWORD: **mode123456**



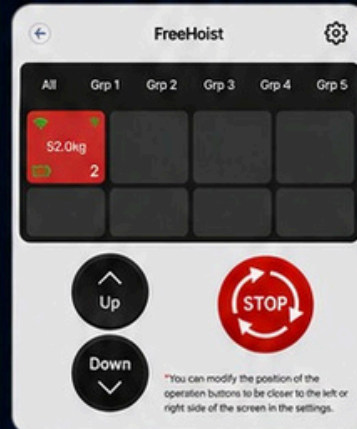
- 7** ENTER THE MODE CONTROL APP ON YOUR PHONE



- 8** SELECT FREEHOIST +



- 9** SELECT THE HOISTS YOU WANT TO CONTROL



- 10** USE THE UP/DOWN/STOP BUTTONS TO CONTROL YOUR HOISTS



PERSONAL HOTSPOT / BLUETOOTH SETUP GUIDE

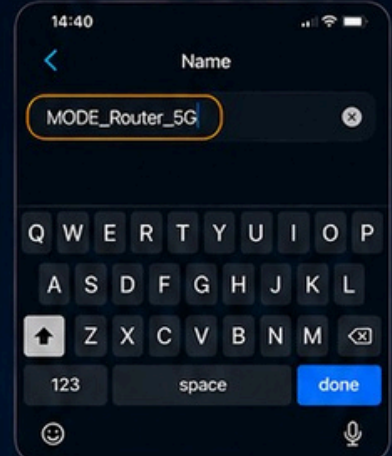
1 OPEN SETTINGS APP



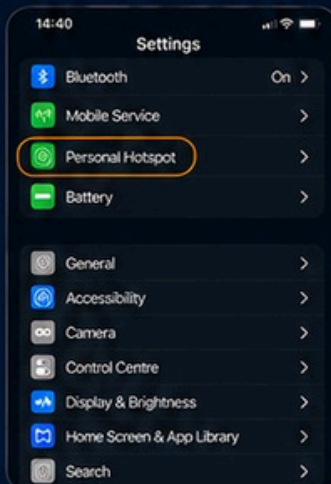
2 GO TO GENERAL - ABOUT



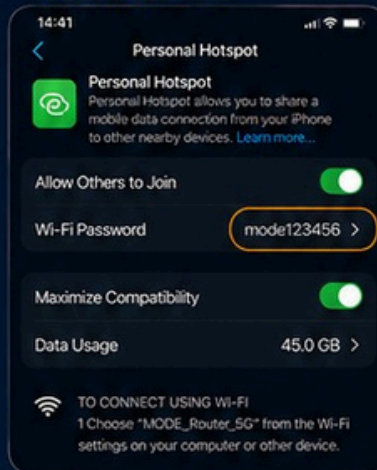
3 CHANGE THE MOBILE DEVICE NAME TO - MODE_ROUTER_5G



4 GO TO PERSONAL HOTSPOT



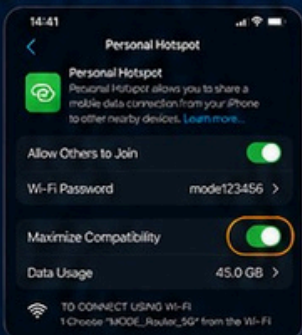
5 CHANGE THE PASSWORD TO - mode123456



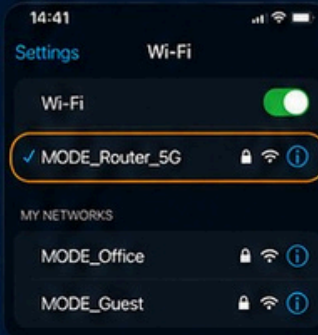
6 TURN ON 'ALLOW OTHERS TO JOIN'



7 TURN ON 'MAXIMIZE COMPATIBILITY'



8 GO TO WIFI



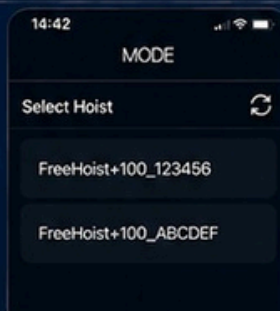
9 DISCONNECT FROM CURRENT WIFI CONNECTIONS



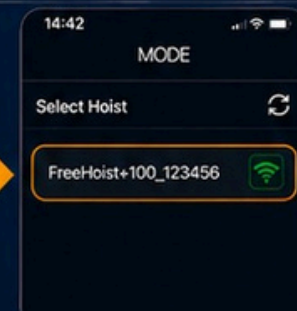
10 OPEN THE MODE CONTROLLER APP



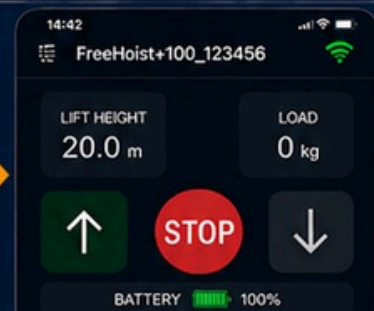
11 SELECT THE HOIST



12 THE HOIST CONNECTED SHOULD HAVE A WIFI SIGN IN THE BOX



13 YOU ARE NOW CONNECTED - CONTROL THE HOIST VIA APP TO ASCEND



ROUTER GROUPING & WIFI CONFIGURATION



By default, all MODE hoists can only connect to one router at a time. For example if you have **150 hoists** and **3 routers** – and they all share the exact same WiFi name and password – the total number of hoists displayed on your control terminal will still be **150**. They will automatically pick whichever router is available.



OUR RECOMMENDATION:

To ensure a more stable signal and better management on site, we highly recommend grouping them; 50 hoists per router for example.

To let the hoists know which specific router they should interact with, we need to assign each group with a unique SSID (WiFi name) and password.



ROUTER 1



50 HOISTS



ROUTER 2



50 HOISTS



ROUTER 3



50 HOISTS

STEP-BY-STEP IMPLEMENTATION GUIDE

1



STEP 1 : CONFIGURE THE HOISTS

Power on the first batch of 50 hoists and let them connect to the initial router. Open the control software to change their credentials.

(Crucial note : You must reboot the hoists after making changes in the software for the credentials to take effect)

2



STEP 2 : CONFIGURE THE ROUTER

Firstly, make sure your computer or phone is actively connected to this specific router's wifi. This ensures you are modifying the correct device. Then, log into the router's IP address to update its SSID and password accordingly, (You can find the router's IP address printed on it's back)

3



STEP 3 : FINAL REBOOT

Reboot both the router and the 50 hoists.

They will now automatically and securely connect to each other.

4



STEP 4 : REPEAT

Repeat the exact same process for the second and third batches of 50 hoists.





PRICE LIST

£2,737.00 RRP



0-10

RRP



11-50

10% Discount



51+

POA
(Price on Application)



VFX WORLD
INTERNATIONAL



WEEKLY RENTAL PRICE

1000KG - £70.00

WHAT'S INCLUDED WHEN YOU

BUY / RENT A FREEHOIST+



**ELECTRIC CHAIN
HOIST 1000KG**



LI-ION BATTERY



**LI-ION BATTERY
CHARGER**



**LI-ION BATTERY
CHARGER
MAINS CABLE**



**LI-ION BATTERY
CHARGER SHORT
ADAPTOR CABLE**



CHAIN BAG



**FLIGHT CASE
(1T MODEL)**



VFX WORLD
INTERNATIONAL